

ELECTRICAL DESIGN GROUP

ELECTRICAL BUILDING SERVICES CONSULTANTS

P.O. Box 15, SHERWOOD Q. 4075

Phone: (07) 3278 4375 Fax: (07) 3716 0222

Web Site: www.edg.net.au Email: brisbane@edg.net.au


C2857a - KEEMA SPRINGWOOD - ADDITIONAL SHOWROOMS

C2857a-0002(E).xls

ELECTRICAL EQUIPMENT SCHEDULE

REVISION E - 15 FEBRUARY 2024

THE EQUIPMENT SUPPLIER CONTACT DETAILS MAY BE AVAILABLE ON THE EDG WEBSITE VIA THE FOLLOWING LINK www.edg.net.au/links.html					
TYPE	LAMPS	DESCRIPTION	COLOUR / ACCESSORY	CATALOGUE No	REV
L1	36W LED 4000K	1200 LONG SURFACE MOUNTED IP65 DIFFUSED BATTEN C/W INTEGRAL ELECTRONIC CONTROL GEAR AND PRESENCE DETECTION SENSOR	LIGHT GREY	GAMMA ILLUMINATION STORM 1558-CCT-36W-MS	A
L2	A SINGLE HORIZONTAL RUN UNDER THE OVERHEAD CUPBOARDS HARD AGAINST THE SPLASHBACK LED STRIP LIGHT 4000K WHITE LEDS AT 12MM SPACING WITH REMOTE CONTROL GEAR. THE SUPPLIER IS TO CUT / JOIN THE LED STRIPS TO SUIT THE SITE DIMENSIONS. DO NOT CUT THE LED STRIPS ON SITE SCREW FIX THE ALUMINIUM SUPPORT IN PLACE.			NEON PRODUCTS AUSTRALIA LF-DFB-NW-300-12 + PR-LIN172153-F	A
L3	40W 4000K LED	1200 X 300 LAY IN FLAT PLATE LED FITTING C/W REMOTE DRIVER MOUNTED IN A FLUSH RECESSED PLASTER BOARD KIT	WHITE TRIM	GAMMA ILLUMINATION PHANTOM 884501	A
L4	13W 4000K LED	RECESSED 62 DEG BEAM DOWNLIGHT C/W REMOTE DRIVER	WHITE TRIM	GAMMA ILLUMINATION COBALT 1401-4K-13W	A
L5	13W 3000K LED	RECESSED 40 DEG BEAM DARK LIGHT DOWNLIGHT C/W REMOTE DRIVER	WHITE TRIM	GAMMA ILLUMINATION RHO1001-3K-13W	A
L6	22W 3000K LED	RECESSED ADJUSTABLE 55 DEG BEAM DOWNLIGHT C/W REMOTE DRIVER	WHITE TRIM	GAMMA ILLUMINATION CORBEL 1411-3K-22W	A
L7	2 X 28W 4000K LED	RECESSED ADJUSTABLE TWIN HEAD 47 DEG BEAMS RECTANGULAR DOWNLIGHT C/W REMOTE DRIVER	SILVER	GAMMA ILLUMINATION LEPEX2 1080-2L-WFL-4K-28W	A
L8	60W 4000K LED	RECESSED ADJUSTABLE 55 DEG DOWNLIGHT C/W REMOTE DRIVER	WHITE	GAMMA ILLUMINATION MERCURY 1289-VWFL-4K-60W	A
L9	45W 4000K LED	SEMI RECESSED 35 DEG CAB DOWNLIGHT C/W REMOTE DRIVER	WHITE	GAMMA ILLUMINATION COBALT SR 1446-4K-45W	A
L10	60W 4000K LED	RECESSED 55 DEG DOWNLIGHT C/W REMOTE DRIVER	WHITE	GAMMA ILLUMINATION CENTRIX 1209-VWFL-4K-60W	A
L11	28W 4000K LED	MALL MOUNTED IP65 BUNKER C/W INTEGRAL DRIVER	BLACK	GAMMA ILLUMINATION 1338-4K-28W	A
L12	8W 3000K LED	AMENITY RECESSED DOWNLIGHT C/W REMOTE DALI DRIVER	WHITE	GAMMA ILLUMINATION MYLO 1004-WFL-3K-13W	A



ELECTRICAL DESIGN GROUP

ELECTRICAL BUILDING SERVICES CONSULTANTS

P.O. Box 15, SHERWOOD Q. 4075

Phone: (07) 3278 4375 Fax: (07) 3716 0222

Web Site: www.edg.net.au Email: brisbane@edg.net.au


C2857a - KEEMA SPRINGWOOD - ADDITIONAL SHOWROOMS

C2857a-0002(E).xls

ELECTRICAL EQUIPMENT SCHEDULE

REVISION E - 15 FEBRUARY 2024

THE EQUIPMENT SUPPLIER CONTACT DETAILS MAY BE AVAILABLE ON THE EDG WEBSITE VIA THE FOLLOWING LINK www.edg.net.au/links.html					
TYPE	LAMPS	DESCRIPTION	COLOUR / ACCESSORY	CATALOGUE No	REV
L13	52W 4000K LED	SURFACE MOUNTED 116 DEG BUNKER C/W INTEGRAL DRIVER	BLACK	GAMMA ILLUMINATION VIPER 1390-4K-52W	A
L14	45W LED 4000K	1200 LONG IP65 DIFFUSED BATTEN C/W INTEGRAL ELECTRONIC CONTROL GEAR AND A NON MAINTAINED AS2293 EMERGENCY PACK SUSPENDED / SURFACE MOUNTED AS REQUIRED. THE L14 FITTINGS ARE NOT SWITCHED AND ARE TO ONLY OPERATE UPON POWER SUPPLY FAILURE IN ACCORDANCE WITH AS2293	NA	GAMMA ILLUMINATION STORM 1311-4K	B
L15	13W 4000K LED	RECESSED 62 DEG BEAM DOWNLIGHT C/W REMOTE DRIVER	WHITE TRIM	GAMMA ILLUMINATION COBALT 1401-4K-13W	A
L16	3 X 13W 4000K LED	RECESSED ADJUSTABLE THREE HEAD 36 DEG BEAMS RECTANGULAR DOWNLIGHT C/W REMOTE DRIVER	SILVER	GAMMA ILLUMINATION RIGA 1057-3L-FL-4K-13W	A
L17	90W 4000K LED	WALL MOUNTED ADJUSTABLE FLOOD LIGHT C/W INTEGRAL DRIVER	SILVER	GAMMA ILLUMINATION ALTUS 1345-4K-90W	A
L18	20W LED 4000K	600 LONG WEATHERPROOF LED BATTEN C/W INTERNAL ELECTRONIC CONTROL GEAR AND A MOVEMENT SENSOR SWITCH	LIGHT GREY	GAMMA STORM 1557-CCT-20W-MS	A
L19		A SINGLE HORIZONTAL RUN OF 4000K WHITE LEDS AT 12MM SPACING SURFACE MOUNTED CENTRED BETWEEN THE CEILING BATTENS WITH REMOTE CONTROL GEAR. THE SUPPLIER IS TO CUT / JOIN THE LED STRIPS TO SUIT THE SITE DIMENSIONS. DO NOT CUT THE LED STRIPS ON SITE SCREW FIX THE ALUMINIUM SUPPORT IN PLACE.		NEON PRODUCTS AUSTRALIA LF-DFB-NW-300-12 + PR-LIN172153-F	E
E1	LED	EMERGENCY LIGHT: RECESSED NON-MAINTAINED EMERGENCY LIGHT. AS2293 CLASSIFICATION C0-D63 - C90-D63.	WHITE	CLEVERTRONICS LLIFE	A
EX BOH	LED	BACK OF HOUSE EXIT LIGHT: MAINTAINED 24M VIEWING DISTANCE EXIT LIGHT C/W DIFFUSERS & DIRECTIONAL ARROWS AS SHOWN. CEILING OR WALL MOUNT BETWEEN 2100mm & 2700mm AFFL IF THERE IS NO VERTICAL SURFACE TO MOUNT THE FITTING ON WITHIN THIS RANGE CONFIRM THE MOUNTING HEIGHT WITH THE ENGINEER. AS2293 CLASSIFICATION C0-D1.25- C90-D2	WHITE	CLEVERTRONICS LCFLD	A



ELECTRICAL DESIGN GROUP

ELECTRICAL BUILDING SERVICES CONSULTANTS

P.O. Box 15, SHERWOOD Q. 4075

Phone: (07) 3278 4375 Fax: (07) 3716 0222

Web Site: www.edg.net.au Email: brisbane@edg.net.au


C2857a - KEEMA SPRINGWOOD - ADDITIONAL SHOWROOMS

C2857a-0002(E).xls

ELECTRICAL EQUIPMENT SCHEDULE

REVISION E - 15 FEBRUARY 2024

THE EQUIPMENT SUPPLIER CONTACT DETAILS MAY BE AVAILABLE ON THE EDG WEBSITE VIA THE FOLLOWING LINK www.edg.net.au/links.html					
TYPE	LAMPS	DESCRIPTION	COLOUR / ACCESSORY	CATALOGUE No	REV
EX FOH	LED	FRONT OF HOUSE EXIT LIGHT: MAINTAINED 24M VIEWING DISTANCE EXIT LIGHT C/W DIFFUSERS & DIRECTIONAL ARROWS AS SHOWN. CEILING SURFACE MOUNT OR WALL MOUNT BETWEEN 2100mm & 2700mm AFFL IF THERE IS NO VERTICAL SURFACE TO MOUNT THE FITTING ON WITHIN THIS RANGE CONFIRM THE MOUNTING HEIGHT WITH THE ENGINEER. AS2293 CLASSIFICATION C0-D1.25- C90-D2	WHITE	CLEVERTRONICS LUBPRO-SM	A
EMERGENCY PACK		LIGHT FITTINGS THAT ARE DESIGNATED AS BEING PROVIDED WITH AN EMERGENCY PACK ARE TO BE PROVIDED WITH AN INTEGRAL AS2293 EMERGENCY PACK. THE FITTINGS ARE TO BE NON MAINTAINED WITH ALL LAMPS SWITCHED AS PER THE LIGHTING CONTROL FOR THAT SPACE UNLESS NOTED OTHERWISE. REFER TO THE SPECIFICATION FOR FURTHER DETAILS OF THE CONFIGURATION AND SWITCHING OF EMERGENCY LIGHTS.			A
TWO-WAY LIGHT SWITCH		TWO-WAY LIGHT SWITCH C/W CIRCUIT IDENTIFICATION ON THE FACEPLATE BEHIND THE SURROUND MOUNTED AT 1100mm AFFL UNLESS NOTED OTHERWISE.	WHITE	CLIPSAL 2000 SERIES 30USM	B
PROXIMITY DETECTOR SWITCH (PD)		ADJUSTABLE FLUSH RECESSED 360 DEGREE TRIPLE PYRO PIR PRESENCE DETECTOR TO OPERATE THE ASSOCIATED LIGHTS FOR A PRE-SET AMOUNT OF TIME. ADJUST THE TIME AND SENSITIVITY ON SITE AS DIRECTED BY THE ENGINEER.	WHITE	CLIPSAL. SELECTION BY THE CONTRACTOR. SUBMIT DETAILS OF THE PROXIMITY DETECTOR SWITCH FOR APPROVAL PRIOR TO ORDERING	A
SWITCH PANEL x (SPx)		CONTROL SWITCH PANEL TO BE PROVIDED AS PER THE CONTROL SCHEMATIC AND SWITCH PANEL DETAIL	WHITE	CLIPSAL C2000 SERIES 30USM	A
SINGLE POWER OUTLET		SINGLE POWER OUTLET C/W CIRCUIT IDENTIFICATION ON THE FACEPLATE BEHIND THE SURROUND MOUNT AT 300 AFFL U.N.O.	WHITE	CLIPSAL C2000 SERIES	A
DOUBLE POWER OUTLET		DOUBLE POWER OUTLET C/W CIRCUIT IDENTIFICATION ON THE FACEPLATE BEHIND THE SURROUND MOUNT AT 300 AFFL U.N.O	WHITE	CLIPSAL C2000 SERIES	A
WEATHERPROOF POWER OUTLET (WP)		IP54 WEATHERPROOF SINGLE / DOUBLE POWER OUTLET AS NOTED ON DRAWING C/W COVER FLAP OVER SOCKET. MOUNT AT MINIMUM 1100mm AFFL U.N.O. RATING 10A U.N.O.	-	CLIPSAL WSCF227F	A
HAND DRYER CONNECTION (HD)		SINGLE POWER OUTLET C/W CIRCUIT IDENTIFICATION ON THE FACEPLATE BEHIND THE SURROUND FOR THE HAND DRYER MOUNT THE GPO AS PER THE HD DETAIL	WHITE UNLESS NOTED AS BLACK (BK)	CLIPSAL C2000 SERIES	A



ELECTRICAL DESIGN GROUP

ELECTRICAL BUILDING SERVICES CONSULTANTS

P.O. Box 15, SHERWOOD Q. 4075

Phone: (07) 3278 4375 Fax: (07) 3716 0222

Web Site: www.edg.net.au Email: brisbane@edg.net.au


C2857a - KEEMA SPRINGWOOD - ADDITIONAL SHOWROOMS

C2857a-0002(E).xls

ELECTRICAL EQUIPMENT SCHEDULE

REVISION E - 15 FEBRUARY 2024

THE EQUIPMENT SUPPLIER CONTACT DETAILS MAY BE AVAILABLE ON THE EDG WEBSITE VIA THE FOLLOWING LINK www.edg.net.au/links.html					
TYPE	LAMPS	DESCRIPTION	COLOUR / ACCESSORY	CATALOGUE No	REV
SIGN CONNECTION		COORDINATE THE LOCATION AND CONNECTION WITH THE SIGN CONTRACTOR ENSURING THE GPO / ISOLATORS ARE PROVIDED WITH APPROPRIATE WEATHER PROTECTION AND ARE CONCEALED FROM VIEW.			A
SINGLE-PHASE ISOLATOR		SINGLE-PHASE WEATHERPROOF ISOLATOR. MOUNT AT 1350mm AFFL U.N.O. RATING 20A U.N.O. CONNECT TO EQUIPMENT VIA FLEXIBLE CONDUIT.	-	CLIPSAL WHT20	A
THREE-PHASE ISOLATOR		THREE-PHASE WEATHERPROOF ISOLATOR. MOUNT AT 1350mm AFFL U.N.O. RATING 20A U.N.O. CONNECT TO EQUIPMENT VIA FLEXIBLE CONDUIT. "RSD" DENOTES ROLLER SHUTTER DOOR SUPPLY - COORDINATE LOCATION ONSITE WITH MOTOR.	-	CLIPSAL WHT35	A
FLOOR BOX TYPE 1 (FB1)		INSITU FLUSH FLOOR BOX C/W A DOUBLE GPOS+ 2 COMMUNICATIONS OUTLETS ON THE SAME FACEPLATE . PROVIDE A 32 DIA CONDUIT C/W A SPARE DRAW WIRE FROM THE REAR OF THE COMMUNICATIONS FACEPLATE TO THE CEILING SPACE ABOVE THE COMMUNICATIONS RACK CR-A. PROVIDE THE GPOS AND COMMUNICATIONS OUTLETS AS PER THE STANDARD DESCRIPTIONS.	STAINLESS STEEL	ECD FB2SHD	D
FLOOR BOX TYPE 2 (FB2)		SURFACE MOUNTED FLOOR BOX C/W A DOUBLE GPOS+ 2 COMMUNICATIONS OUTLETS ON THE SAME FACEPLATE . PROVIDE A 32 DIA CONDUIT C/W A SPARE DRAW WIRE FROM THE REAR OF THE COMMUNICATIONS FACEPLATE TO THE CEILING SPACE ABOVE THE COMMUNICATIONS RACK CR-A. PROVIDE THE GPOS AND COMMUNICATIONS OUTLETS AS PER THE STANDARD DESCRIPTIONS.	STAINLESS STEEL	ECD AFB20	D
ELECTRIC VEHICLE CHARGER (EVC)		7KW ELECTRIC VEHICLE CHARGER C/W 4G REMOTE BILLING INTEGRAL TYPE 2 CABLE AND STAINLESS STEEL MOUNTING BOLLARD AS REQUIRED.	NA	EVSE OCULAR IQ COMMERCIAL 7KW	A
CAT 6 COMMUNICATIONS OUTLET		RJ45 CAT-6 COMMUNICATIONS OUTLET, CABLED BACK TO THE COMMUNICATIONS RACK CR-A TERMINATED ONTO FACILITY PATCH PANELS VIA 4-PAIR CAT-6 UTP CABLE. MOUNT UP TO 3 RJ45 OUTLETS PER MULTI-GANG FACEPLATE WITH SEPARATE PERMANENT LABELLING FOR EACH OUTLET.	WHITE	CLIPSAL C2000 SERIES KRONE JACK C/W SHUTTER	A
DB-A		WALL MOUNTED DISTRIBUTION BOARD DB-A REFER TO THE SCHEMATIC, SPECIFICATION AND DISTRIBUTION BOARD DB-A SCHEDULE FOR ADDITIONAL INFORMATION AND REQUIREMENTS. PROVIDE A SHOP DRAWING OF THE DB FOR APPROVAL. CONNECT THE NEW DB-A SUBMAIN TO THE NEW MCCB PROVIDED AS PART OF THE MSB UPGRADE.			A
MSSB		MECHANICAL SERVICES SWITCHBOARD PROVIDED BY THE MECHANICAL SUB CONTRACTOR. COORDINATE THE SUBMAIN CONNECTION WITH THE MECHANICAL SUB CONTRACTOR ON SITE. PROVIDE A SUBMAIN FROM THE NEW MCCB PROVIDED AS PART OF THE MSB UPGRADE TO THE MSSB.			A



ELECTRICAL DESIGN GROUP

ELECTRICAL BUILDING SERVICES CONSULTANTS

P.O. Box 15, SHERWOOD Q. 4075

Phone: (07) 3278 4375 Fax: (07) 3716 0222

Web Site: www.edg.net.au Email: brisbane@edg.net.au

C2857a - KEEMA SPRINGWOOD - ADDITIONAL SHOWROOMS

C2857a-0002(E).xls

ELECTRICAL EQUIPMENT SCHEDULE

REVISION E - 15 FEBRUARY 2024

THE EQUIPMENT SUPPLIER CONTACT DETAILS MAY BE AVAILABLE ON THE EDG WEBSITE VIA THE FOLLOWING LINK www.edg.net.au/links.html					
TYPE	LAMPS	DESCRIPTION	COLOUR / ACCESSORY	CATALOGUE No	REV
DB-M		EXISTING DISTRIBUTION BOARD INTEGRAL TO THE MSB TO REMAIN AS IS			A
MSB		UPGRADE THE EXISTING MSB IN ACCORDANCE WITH AS1136 AS PER THE MSB ELEVATIONS AND SCHEMATICS. PROVIDE THE MSB WITH A DEMAND MONITORING SYSTEM THAT ISOLATES THE SUPPLY TO THE EV CHARGER HOT WATER SYSTEMS AND THE MSSB SHOULD THE DEMAND REACH 200 AMPS ON ANY PHASE. THE SUPPLY TO THE EV CHARGER, HOT WATER SYSTEMS AND MSSB MUST BE MANUALLY RESET. SUBMIT DETAILS OF THE PROPOSED DEMAND MONITORING SYSTEM FOR APPROVAL. UPGRADE THE METERING TO ACCOMMODATE THE PV INSTALLATION.			A
COMMUNICATIONS RACK CR-E		EXISTING COMMUNICATIONS RACK TO BE UPGRADED AS REQUIRED TO ACCOMMODATE THE NEW OPTICAL FIBRE SERVICE			A
COMMUNICATIONS RACK CR-A		PROVIDE CR-A AS A 600 DEEP WALL MOUNTED HINGED 19 INCH 18RU COMMUNICATIONS RACK REPLACING THE EXISTING RACK. PROVIDE THE RACK WITH A FIBRE OPTIC AND PATCH PANELS TO TERMINATE THE OPTICAL FIBRE CABLE AND ALL OF THE EXISTING AND FACILITY COMMUNICATIONS OUTLET CABLES. PROVIDE DETAILS OF THE RACK FOR APPROVAL PRIOR TO ORDERING .			A
SECURITY EQUIPMENT		SECURITY EQUIPMENT BY SPECIALIST SECURITY CONTRACTOR			A
PV INVERTER		PROVIDE THE PV1 INVERTER AS 30KW WALL MOUNTED IP 66 3 PHASE C/W 5 YEAR REPLACEMENT WARRANTY EACH CONNECTED TO THE PV PANELS. SUBMIT DETAILS OF THE PV SYSTEM CONFIGURATION / CABLING FOR APPROVAL.	NA	SMA SUNNY STP 25000TL-30	A
PV PANELS		PROVIDE 33KW OF PV PANELS MOUNTED ON THE ROOF. PROVIDE THE PV PANELS WITH A 10 YEAR PRODUCT WARRANTY AND A 25 YEAR PANEL PERFORMANCE WARRANTY SUBMIT DETAILS OF THE PANEL ARRANGEMENT FOR APPROVAL	NA	EQUAL TO Q CELLS Q PEAK	A